














Type	n°	n°	n°
CRS 1040/260	1	2	0

POWERED by
Loncin

																
Type	lt.	Model	l/min	m ³ /h	hp	r.p.m.	n°	stage n°	bar	p.s.i.	kg	L x B x H			LpA R:1m-H:1m	LwA
CRS 1040/260	10	SB 28C	260	15,6	4	1250	2	1	11	160	64	902	730	905	≤ 96	97

Motocompressore

Motocompressore con motore a scoppio a benzina 4 tempi. Avviamento a strappo con fune autoavvolgente. La maniglia pieghevole lo rende estremamente compatto e adatto al trasporto. Un telaio pratico e maneggevole dotato di ruote pneumatiche facilita gli spostamenti anche su terreni accidentati. Testata bicilindrica monostadio con cilindro in ghisa. Valvola automatica di sfiato e messa a vuoto che mantiene la pressione costante nel serbatoio.

Completo di filtro-riduttore-lubrificatore, manometro in glicerina e due rubinetti rapidi universali.

Petrol engine air compressors

Motor compressor with 4-stroke petrol engine. Self rewinding rope starter. A folding handle makes it extremely compact and suitable to carry. A practical and handy frame with pneumatic wheels allows easy transportation even on irregular routes.

Single-stage twocylinders compressor with cast iron cylinder. Automatic release valve and vacuum setting which maintains a constant pressure in the tank. Complete with filter-reducer-lubricator, glycerine pressure gauge and two universal rapid cock.